

A.O. SMITH

WATER PRODUCTS COMPANY

PSD-1-299/A

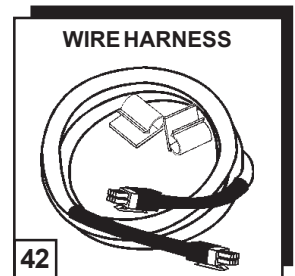
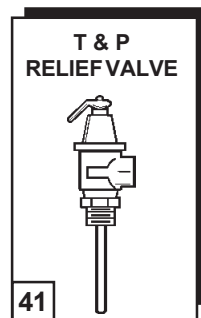
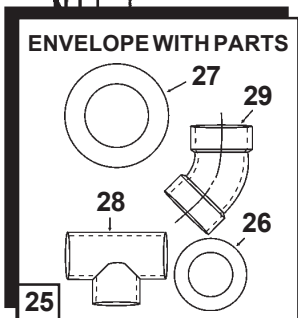
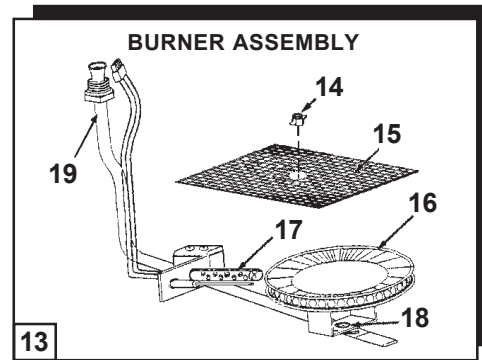
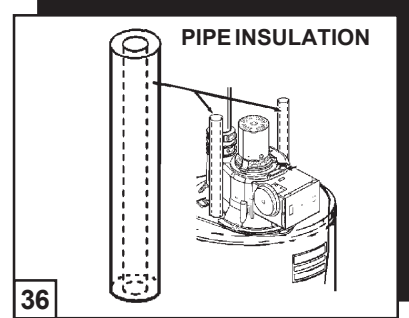
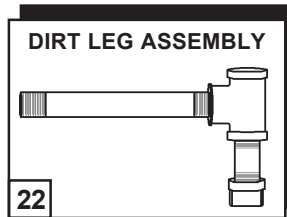
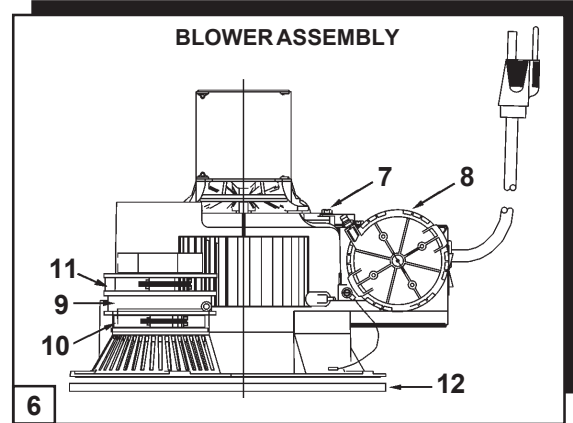
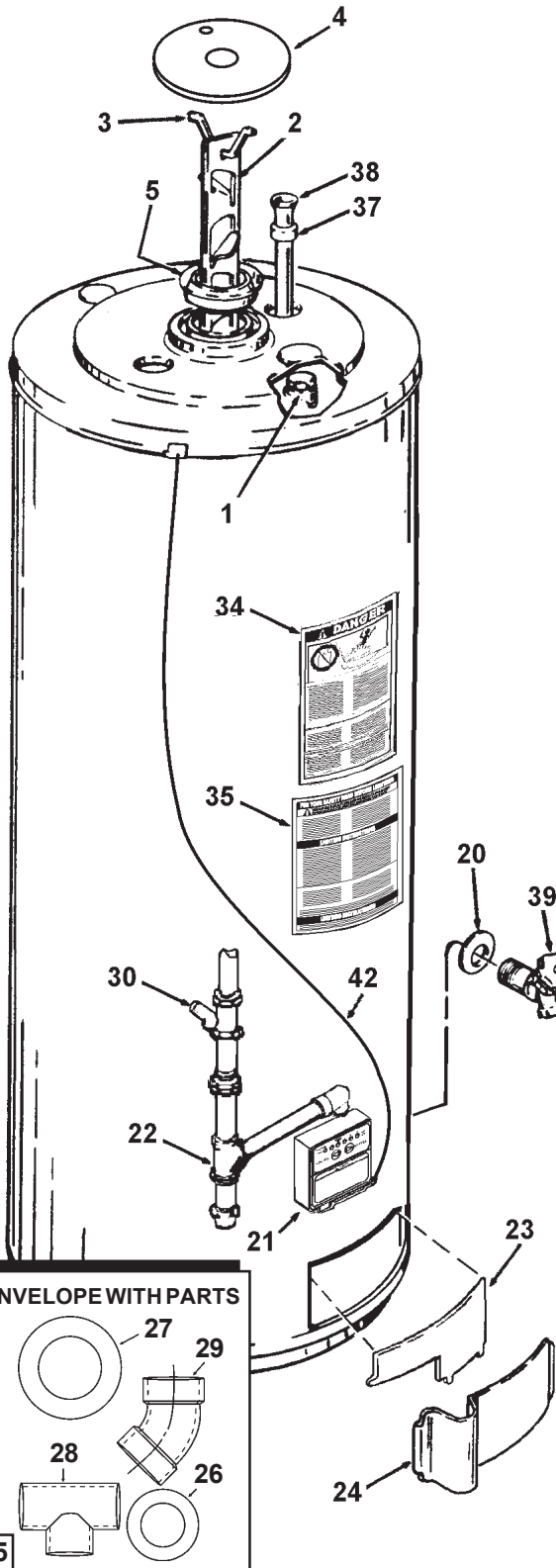
GAS

RESIDENTIAL WATER HEATER PARTS LIST

MODELS FPSH 40 - 50

FPCR 40 - 50

SERIES 260/261/260E



A.O. SMITH WATER PRODUCTS CO., INC.
5621 W. 115TH STREET • ALSIP, ILLINOIS 60803
PHONE: 1-800-433-2545 • FAX: 1-800-433-2515
website: www.hotwater.com • email: parts@hotwater.com

Item	Description	FPCR 40		
		260	261	260E
1	Anode, Aluminum Alloy	183523-26	183523-26	183523-26
2	Baffle, Flue	181382	181382	181382
3	Baffle, Hanger	181360-2	181360-2	181360-2
4	Plate, Flue Restrictor	183482	183482	183482
5	Ring, Flue Restrictor	34894-1	34894-1	34894-1
6	Blower Assembly	<u>183505</u>	<u>183505</u>	<u>183505</u>
7	Limit Switch	<u>183380-2</u>	<u>183380-2</u>	<u>183380-2</u>
8	Pressure Switch	21245	21245	21245
9	Adapter, Exhaust	183508	183508	183508
10	Hose Clamp, 3 1/2"	183545	183545	183545
11	Hose Clamp, 4"	183545-1	183545-1	183545-1
12	Gasket, Blower	183507	183507	183507
13	Burner Assembly, Natural Gas	183416-8	---	183631-2
13	Burner Assembly, Propane Gas	---	183416-14	---
14	Wing Nut	---	---	160629
15	NOx Screen	---	---	183619
16	Burner, Main - Natural	183325	---	183630
16	Burner, Main - Propane	---	183325	---
17	Igniter Assembly, Hot Surface	<u>183267</u>	<u>183267</u>	<u>183267</u>
18	Orifice, Main Burner - Natural	181508-30	---	181508-31
18	Orifice, Main Burner - Propane	---	181791-50	---
19	Burner Tube Assembly - Natural	183412-2	---	183632-2
19	Burner Tube Assembly - Propane	---	183413-2	---
20	Collar, Pipe	20172-21	20172-21	20172-21
21	Combination Gas Valve - Natural	<u>183082-2</u>	---	<u>183082-2</u>
21	Combination Gas Valve - Propane	---	<u>183082-3</u>	---
22	Dirt Leg Assembly	181206-1	181206-1	181206-1
23	Door, Inner	183491	183491	183491
24	Door, Outer	180522	180522	180522
25	Envelope with Parts	183509	183509	183509
26	Wall Plate, 2"	182787	182787	182787
27	Wall Plate, 3"	181557	181557	181557
28	Vent Terminal Assembly, 2"	183571	183571	183571
29	Vent Terminal, 3"	192815	192815	192815
30	Label, Electrical Diagram	183302	183302	183302
31	Label, Flammable Vapor/Scald Warning	183301	183301	183301
32	Label, Lighting & Operating Instruction	183700	183700	183700
33	Label, Relief Valve	180078	180078	180078
34	Label, Temperature	182734	182734	182734
35	Owner's Manual	183698	183698	183698
36	Pipe Insulation, 2'	181639-1	181639-1	181639-1
37	Spacer, Inlet Tube	42589-1	42589-1	42589-1
28	Tube, Inlet	183093-41	183093-41	183093-41
29	Valve, Drain - Brass	26273-6	26273-6	26273-6
40	Valve, Drain - Plastic	42037-3	42037-3	42037-3
41	Valve, T & P Relief	<u>43151-2</u>	<u>43151-2</u>	<u>43151-2</u>
42	Wire Harness	<u>183506</u>	<u>183506</u>	<u>183506</u>

NOTE: Underlined parts are recommended stock items for emergency replacement. Consider gas used in your area only.
 * Not illustrated.

Item	Description	FPSH 50		
		260	261	260E
1	Anode, Aluminum Alloy	183523-29	183523-29	183523-29
2	Baffle, Flue	181382	181382	181382
3	Baffle, Hanger	181360-2	181360-2	181360-2
4	Plate, Flue Restrictor	183482	183482	183482
5	Ring, Flue Restrictor	34894-1	34894-1	34894-1
6	Blower Assembly	183505	183505	183505
7	Limit Switch	183380-2	183380-2	183380-2
8	Pressure Switch	21245	21245	21245
9	Adapter, Exhaust	183508	183508	183508
10	Hose Clamp, 3 1/2"	183545	183545	183545
11	Hose Clamp, 4"	183545-1	183545-1	183545-1
12	Gasket, Blower	183507	183507	183507
13	Burner Assembly, Natural Gas	183416-1	- - -	183631-1
13	Burner Assembly, Propane Gas	- - -	183416-3	- - -
14	Wing Nut	- - -	- - -	160629
15	NOx Screen	- - -	- - -	183619
16	Burner, Main - Natural	183325	- - -	183630
16	Burner, Main - Propane	- - -	183325	- - -
17	Igniter Assembly, Hot Surface	183267	183267	183267
18	Orifice, Main Burner - Natural	181508-30	- - -	181508-31
18	Orifice, Main Burner - Propane	- - -	181791-48	- - -
19	Burner Tube Assembly - Natural	183412-1	- - -	183632-1
19	Burner Tube Assembly - Propane	- - -	183413-1	- - -
20	Collar, Pipe	20172-21	20172-21	20172-21
21	Combination Gas Valve - Natural	183082	- - -	183082
21	Combination Gas Valve - Propane	- - -	183082-1	- - -
22	Dirt Leg Assembly	181206-1	181206-1	181206-1
23	Door, Inner	183491	183491	183491
24	Door, Outer	180522	180522	180522
25	Envelope with Parts	183509	183509	183509
26	Wall Plate, 2"	182787	182787	182787
27	Wall Plate, 3"	181557	181557	181557
28	Vent Terminal Assembly, 2"	183571	183571	183571
29	Vent Terminal, 3"	192815	192815	192815
30	Label, Electrical Diagram	183302	183302	183302
31	Label, Flammable Vapor/Scald Warning	183301	183301	183301
32	Label, Lighting & Operating Instruction	183700	183700	183700
33	Label, Relief Valve	180078	180078	180078
34	Label, Temperature	182734	182734	182734
35	Owner's Manual	183698	183698	183698
36	Pipe Insulation, 2'	181639-1	181639-1	181639-1
37	Spacer, Inlet Tube	42589-1	42589-1	42589-1
28	Tube, Inlet	183093-45	183093-45	183093-45
29	Valve, Drain - Brass	26273-4	26273-4	26273-4
40	Valve, Drain - Plastic	42037-1	42037-1	42037-1
41	Valve, T & P Relief	76527-3	76527-3	76527-3
42	Wire Harness	183506	183506	183506



A. O. SMITH
WATER PRODUCTS
COMPANY

5621 W. 115TH STREET • ALSIP, ILLINOIS 60803
 phone: 1-800-433-2545 • fax: 1-800-433-2515
 website: www.hotwater.com • email: parts@hotwater.com