

## TANKLESS HEAVY-DUTY COMMERCIAL MODELS

Designed specifically for heavy-duty commercial applications. Fully modulating, gas-fired, tankless, water heaters with sealed combustion (optional) and power vented flue. Can be installed either indoors or outdoors. Capable of supplying hot water for domestic hot water systems (directly or indirectly) and can be used with water storage tanks, recirculation systems, and/or combined domestic & heating applications.

### PRIMARY HEAT EXCHANGER IS CONSTRUCTED OF COMMERCIAL-GRADE COPPER

- Stronger than standard copper and more resilient against erosion
- Copper provides 25x better heat transfer than stainless steel thus stabilizing outgoing water temperature quicker and reducing pressure drop across the heat exchanger.

### CONTINUOUS MAXIMUM FLOW RATES UP TO 14.5 GPM

### EASY-LINK UP TO 4 UNITS

- Multi link up to 10 units with TM-MC01 multi unit controller

### COMBINED INDOOR/OUTDOOR MODELS

### AVAILABLE IN NATURAL GAS OR PROPANE (LP) ASME MODELS AVAILABLE

### LOW NOX EMISSIONS

### COMPLIES WITH LEAD FREE STANDARDS

### SAFETY FEATURES:

- Built in Freeze Protection
- Manual Reset Hi Limit (Set at 194°F)
- Overheat Cutoff Fuse
- Inlet and Outlet Thermistors for Constant Temperature Monitoring
- Air Fuel Ratio Rod
- GFI, Fuse & Surge Absorber
- Flame Sensor

### VENTING AND COMBUSTION

- 5" Category III Stainless Steel
- Vertical or Horizontal Installation
- 50' Max Length, 5 elbows max (90° elbows = 5' equivalent length)
- Power Vent
- Electronic Ignition - No Pilot Light
- 5" Combustion Air Intake (with optional kit)

### OPTIONAL ACCESSORIES

- Multi-Unit Controller
- Remote Temperature Controller
- Direct Vent Conversion Kit
- Pipe Cover
- Vent Cap
- Backflow Preventor

### WARRANTY

- 6-year limited warranty on heat exchanger in commercial applications
- 5-year warranty on all parts



**ATIO-910-N**  
**ATIO-910-P**  
**ATIO-910-AN**  
**ATIO-910-AP**



ANSI Z21.10.3

CSA 4.3

Model Number	Fuel Type	Gas Consumption Input		Thermal Efficiency	Inlet Gas Pressure		GPM***	Dimensions in Inches			Volt	AMP	Flue***	Intake	Hot/ Cold Gas Conn.	Approx. Shipping Weight (lbs)
		Min. BTU/H	Max. BTU/H		Min. In. W.C.	Max. In. W.C.		Height	Width	Depth						
ATIO-910-N	Natural	15,000	380,000	80%	4	10.4	0.5-14.5	25-1/4	24-7/8	12-3/4	120	1.48	5" O.D.	5" O.D.	1" NPT	113
ATIO-910-P	Propane	15,000	380,000	82%	8	14	0.5-14.5	25-1/4	24-7/8	12-3/4	120	1.48	5" O.D.	5" O.D.	1" NPT	113
ATIO-910-AN*	Natural	15,000	380,000	80%	4	10.4	0.5-14.5	25-1/4	24-7/8	12-3/4	120	1.48	5" O.D.	5" O.D.	1" NPT	113
ATIO-910-AP*	Propane	15,000	380,000	82%	8	14	0.5-14.5	25-1/4	24-7/8	12-3/4	120	1.48	5" O.D.	5" O.D.	1" NPT	113

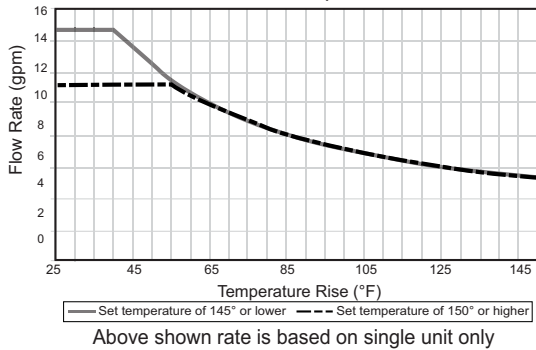
\*ASME models

\*\*Current numbers based on factory testing, 0.4 GPM required for continuous fire after initial ignition.

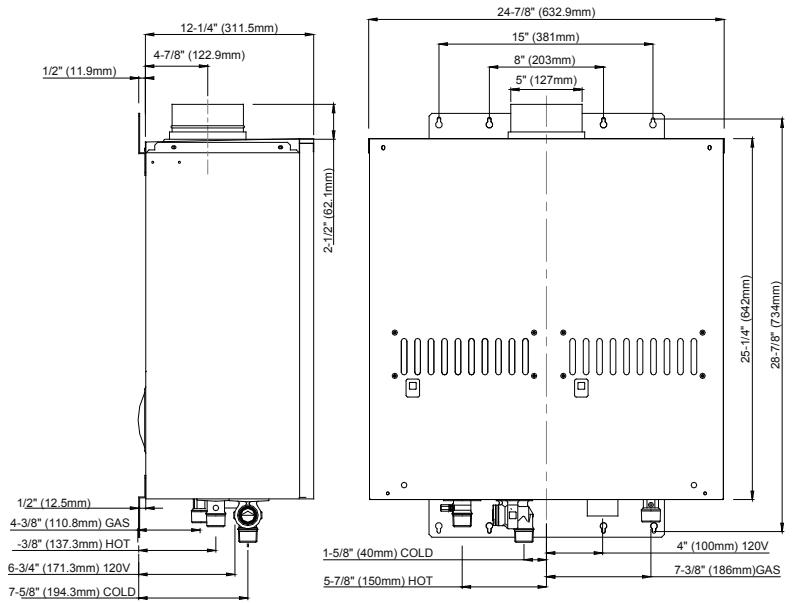
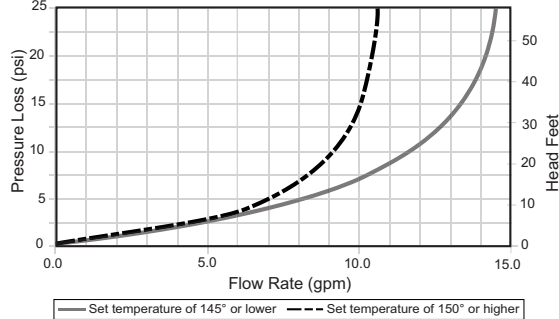
15 - 150 psi water pressure. Pressure only relief valve requires (Min. 380,000 BTUs. 150 PSI). Min 40 PSI or above recommended for maximum flow.

\*\*\* Category III required

Flow Rate Vs. Temperature Rise



Pressure Loss



## SPECIFICATION

Water heater(s) shall be Model \_\_\_\_\_ as manufactured by A. O. Smith. The water heater(s) shall be a copper coil integral fin and tube construction with quick release brass or bronze waterways. Heater(s) will be factory assembled and tested. The heater shall be vented with 5" Stainless steel Category III vent pipe a distance not to exceed 50' (equivalent) feet terminating vertically or horizontally as prescribed. Intake air with optional direct vent kit may be of such material as PVC not to exceed a total of 50' (equivalent). The heater(s) shall be controlled by onboard solid state printed circuit board monitoring incoming and outgoing temperatures with factory-installed thermistors, sensing and controlling flow rate to set point temperature with control both air and gas mixture inputs to maintain thermal combustion efficiency. Unit also consists of ground fault interrupter, inline fusing, spark ignition and sensor system, aluminized stainless steel burners, air-fuel ratio rod, Hi limit switch, modulating and proportional gas valves, freeze protection sensor and heating block and overhead cutoff fuses. The water heater(s) shall be CSA listed and meet the energy efficiency requirements of ASHRAE 90. 1b-1992.

For technical information, call 800-527-1953. A. O. Smith Corporation reserves the right to make product changes or improvements without prior notice.