

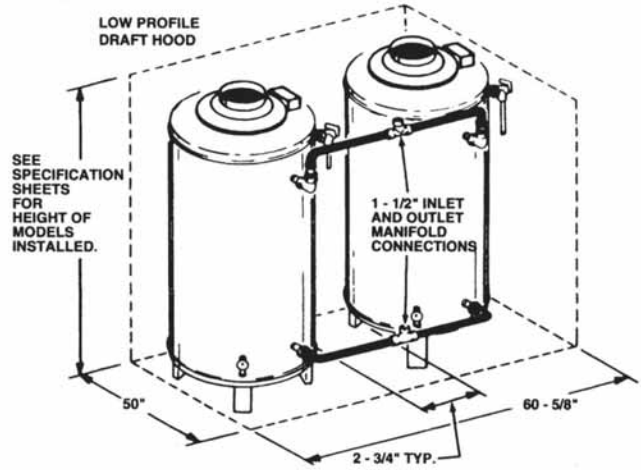
For 120,000 BTU/H Input and Larger Heaters

Precision cut type "L" all copper A. O. Smith manifold kits assure water flow balance of all units. Without this balance, the full water heating and storage potential of the system cannot be achieved. Plus, the units with higher water flow may have shortened product life.

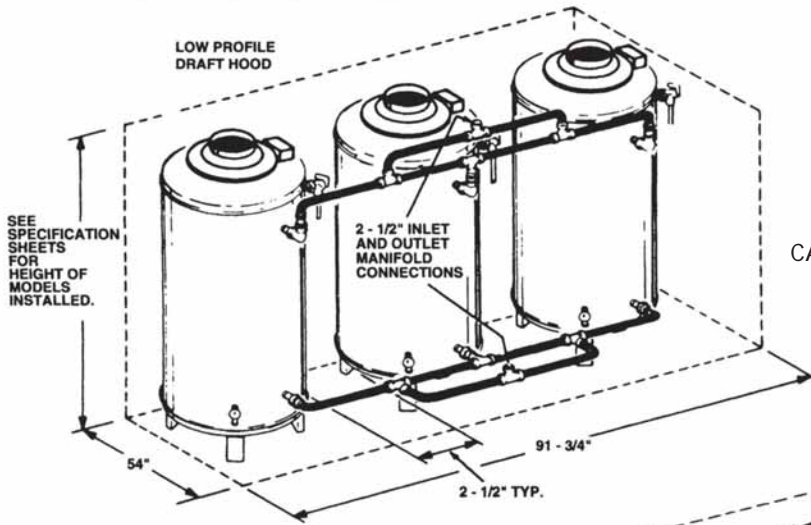
Dimensions shown are for minimum space occupied by complete assemblies. Service space in front of the units be added.

Manifolds do not include shutoff valves.

ALL DIMENSIONS IN INCHES

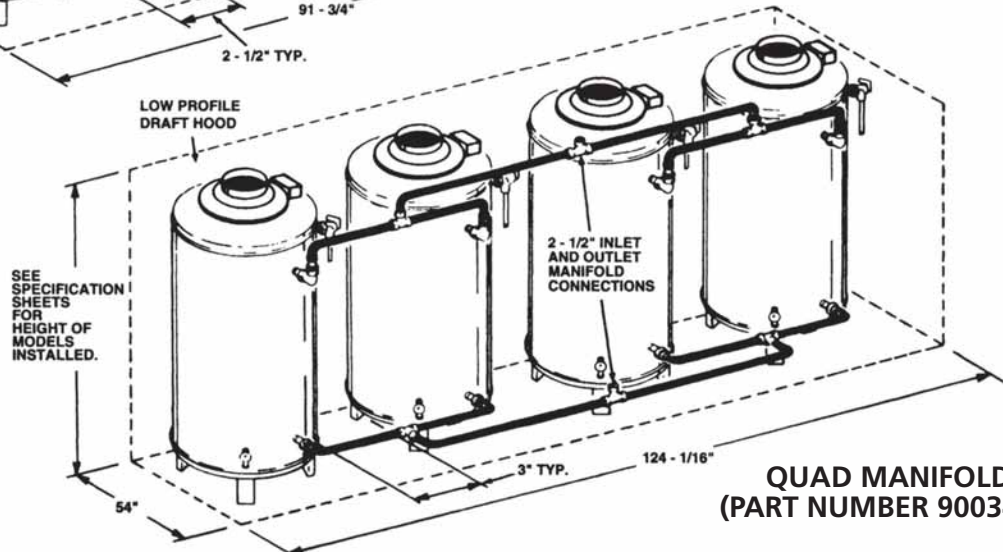


**DUAL UNIT MANIFOLD KIT
(PART NUMBER 9003426205)**



**TRIPLE MANIFOLD KIT
(PART NUMBER 9003427205)**

CAUTION: IF BUILDING COLD WATER SUPPLY HAS A BACKFLOW PREVENTER CHECK VALVE OR WATER METER WITH CHECK VALVE, PROVISIONS FOR THERMAL EXPANSION OF WATER IN THE HOT WATER SYSTEM MUST BE PROVIDED.



**QUAD MANIFOLD KIT
(PART NUMBER 9003428205)**