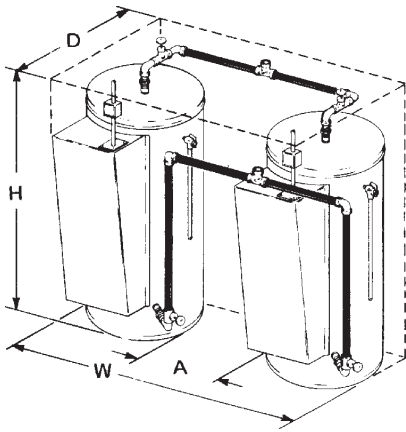


Dura-Power MANIFOLD KITS

MODELS DVE-52, 80, 120 AND DRE-52, 80, 120, AND DSE-65, 80, 100, 120

Precision cut type "L" all copper tube manifold kits assure water flow balance of all units. Without this balance, the full water heating and storage potential of the system cannot be achieved. All tubing, elbows and valves required for manifold construction as illustrated are contained in the kit.

Dimensions shown are for minimum space occupied by complete assemblies. Service space in front of the units must be added. The manifold kits are provided with gate valves to isolate units for servicing.

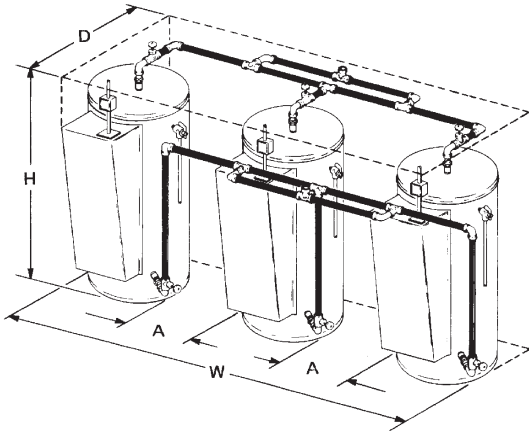


ALL DIMENSIONS IN INCHES

TWO HEATERS

Model	Part Number	H	W	D	A
DRE/DVE-52	9003429205	66-1/4	56-3/4	27-1/4	13-1/4
DRE/DVE-80		70-1/2	60-1/4	31-1/4	9-3/4
DRE/DVE-120		73-1/4	64-1/2	35-3/4	5-1/2
DSE-6		61-1/2	59-1/2	30-1/4	10-1/2
DSE-80		60-1/4	61-1/2	32-1/4	8-1/2
DSE-100		69-1/4	61-1/2	32-1/4	8-1/2
DSE-120		74-1/4	63	33-3/4	7

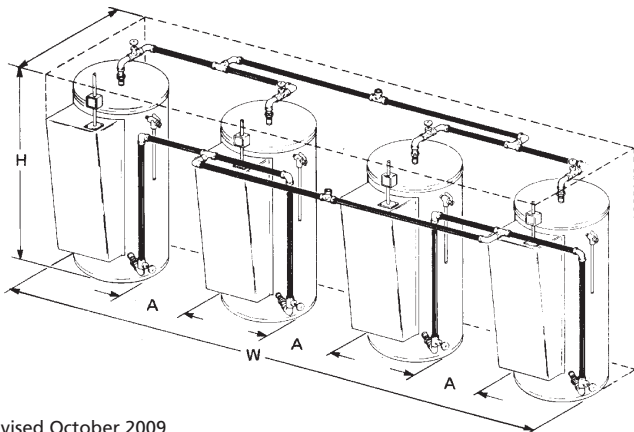
Inlet and Outlet Size - 1-1/2



THREE HEATERS

Model	Part Number	H	W	D	A
DRE/DVE-52	9003430205	66-1/4	91-3/4	27-1/4	13-1/4
DRE/DVE-80		70-1/2	95-1/4	31-1/4	9-3/4
DRE/DVE-120		73-1/4	99-1/2	35-3/4	5-1/2
DSE-65		61-1/2	94-1/2	30-1/4	10-1/2
DSE-80		60-1/4	96-1/2	32-1/4	8-1/2
DSE-100		69-1/4	96-1/2	32-1/4	8-1/2
DSE-120		74-1/4	98	33-3/4	7

Inlet and Outlet Size - 2-1/2



FOUR HEATERS

Model	Part Number	H	W	D	A
DRE/DVE-52	9003431205	66-1/4	126-3/4	27-1/4	13-1/4
DRE/DVE-80		70-1/2	130-1/4	31-1/4	9-3/4
DRE/DVE-120		73-1/4	134-1/2	35-3/4	5-1/2
DSE-65		61-1/2	129-1/2	30-1/4	10-1/2
DSE-80		60-1/4	131-1/2	32-1/4	8-1/2
DSE-100		69-1/4	131-1/2	32-1/4	8-1/2
DSE-120		74-1/4	133	33-3/4	7

Inlet and Outlet Size - 2-1/2



Commercial Electric Water Heaters

COMMERCIAL ELECTRIC WATER HEATER COMPARISON TABLE

Model ¹ A. O. Smith	Approvals	Max. KW ³									Element Operation ³	Tank Work Press.	Maximum Thermostat Setting (°F)	Separate Control Circuit Has Contactor(s)	Application Notes ⁶	
			208		240		277		480							
			1	2	1	3	1	1	3	3						
DEL/DEN-30	UL	12									Two element interlocking or convertible to two element simultaneous.	150	170		Interlocking circuit figure recovery of one element only. Simultaneous circuit figure upper element recovery at 1/3 capacity and lower element at full capacity.	
DEL/DEN-40	ASHRAE	12														
DEL/DEN-50	90A-1980	12		X ²		X ²			X ²							
DEN-66		12														
DEN-80		12														
DEN-120		12														
DRE-52	UL NSF	36	X +	X +	X +	X +	X +	X +	X +	Each element has thermostat surface mounted.	150	180		2/3/4 heater manifold kits with valves available.		
DRE-80	ASHRAE	54														
DRE-120	90A-1980 CSA	54														
DSE-5	UL NSF ASME NB ASHRAE 90.1b/1992	3								Simultaneous or optional thermostat "step" control or time delay sequencer.	150	180	X (120 Volts)			
DSE-10		6														
DSE-20		18														
DSE-30		24	X •	X	X •	X	X	X •	X							
DSE-40		36														
DSE-50		90							X ⁷							
DSE-65		90	X •													
DSE-80		90	to													
DSE-100		90	75													
DSE-120		90	kw max.													
CMC (5 gallons)	UL NSF NB ASME CSA	54	X +	X ⁵	X +	X ⁵	X	X +	X	Simultaneous	150	194	X (120 Volts)	Primarily booster heaters for dishwasher rinse.		
(20 gallons)		54	X •	X	X •	X	X	X •	X	Simultaneous	150	194				
DVE-52	UL NSF	54								Simultaneous or optional thermostat "step" control.	150	180	X (120 Volts)	2/3/4 heater manifold kits with valves available.		
DVE-80	ASHRAE	54	X +	X +	X +	X +	X	X +	X +							
DVE-120	90A-1980 CSA 8	54														
DVE-125	UL ASME NB ASHRAE 90.1b-1992	120								Simultaneous (1 thermostat for 60 kw) or optional thermostat "step" control or time delay sequencer or modulating step control.	(Std.) 125 (Opt.) 150 or 160	180	X (120 Volts)	"DHE" models for horizontal installation 200 gallons and above.		
DVE-150 or 15L		150														
200		180	X	XN	X											
250		240														
DVE-DHE-300		300														
350		330					X	X								
400		390														
500		480														
600		600							X							
700		660														
800		720														
1000	990															
Larger units available. (See catalog).																
			208		240		277		480		600					
			1	3	1	3	1	1	3	3						

- ¹ The model number indicates the normal tank size in U.S. gallons. Exceptions: 120 which is listed as 119 gallons.
- ² Unbalanced 3 Ø - convertible to 1 Ø.
- ³ Recovery based on full kw operation for one hour. Figured at 1 kw 4.1 gallons @ 100°F rise.
- ⁴ + Convertible to 1 Ø or 3 Ø.
• Convertible to 3 Ø.
- ⁵ Condition phase convertability, see spec. sheet.
- ⁶ All are for general purpose hot water and can be used for dishwasher rinse (except DEL/DEN), also check Approvals column if NSF is required. Only special application notes are listed.
- ⁷ Y connected elements operate at 277 volts 1 Ø in 480 volt 3 Ø circuit.
- ⁸ CM model CSA listed only.

For Technical Information and Automated Fax Service, call 800-527-1953. A. O. Smith Corporation reserves the right to make product changes or improvements without prior notice.